



## Strategies to reduce point sources of PPP to water

# Results and lessons learned from the TOPPS project

AAB Conference Cambridge Jan 2008

Manfred Röttele TOPPS project manager

[www.topps-life.org](http://www.topps-life.org)



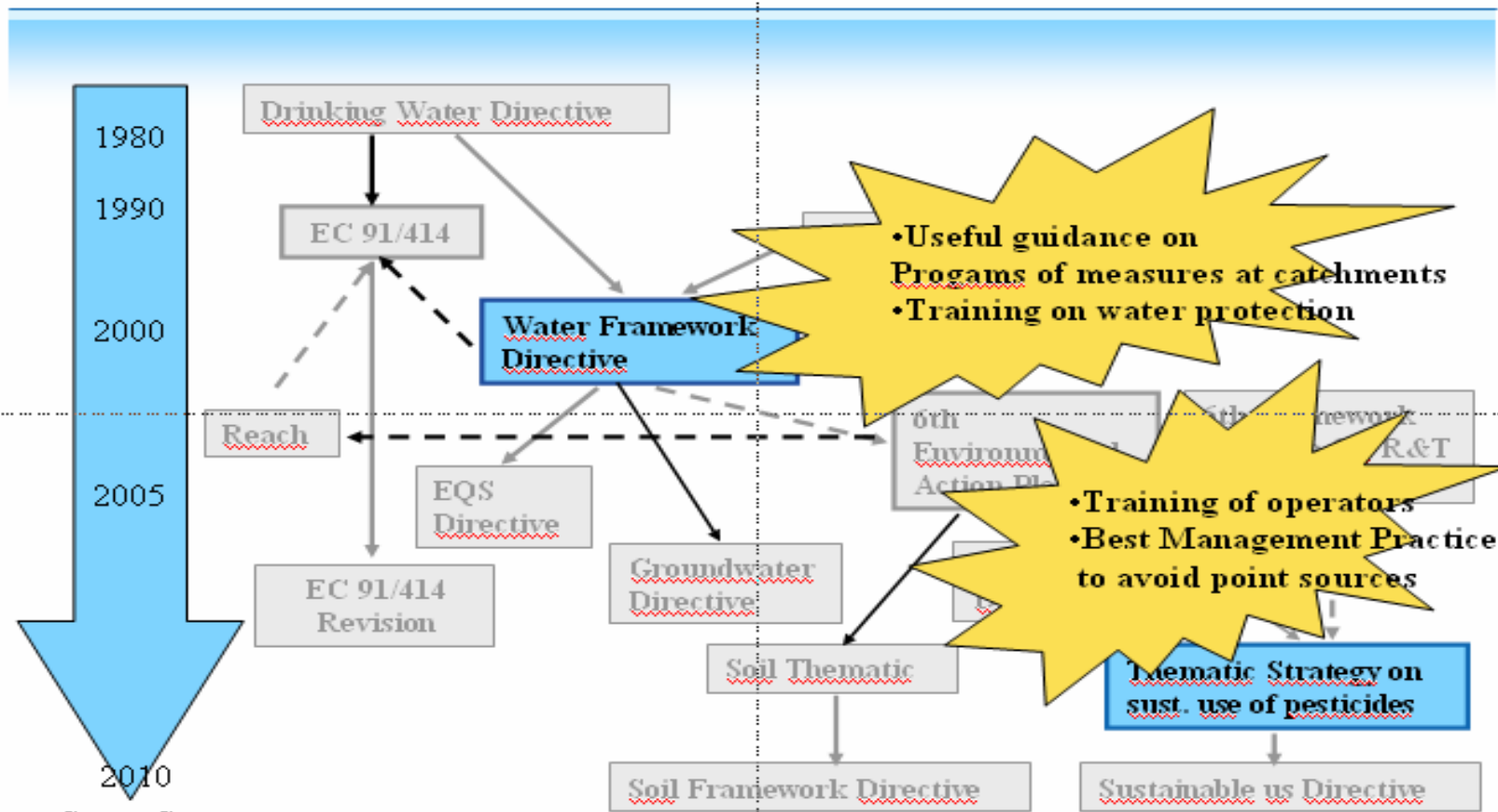
## **TOPPS: Train Operators to prevent Pollution from Point Sources**

TOPPS is a 3-year, multi-stakeholder project covering 15 European Countries - it stands for Training the Operators to prevent Pollution from Point Sources which began 1st November 2005, and ends 30th October 2008.

TOPPS is funded under the European Commission's Life program and by ECPA, the European Crop Protection Association.

TOPPS is aimed at identifying Best Management Practices and disseminating them through advice, training and demonstrations at a larger co-ordinated scale in Europe with the intention of reducing losses of plant protection products (PPP) to water

# TOPPS fits with the EU legislation framework



Source: Syngenta

# Content

- Definition of entry sources of PPP to water
- Significance of point sources
- Results from stakeholder survey
- Elements to built a sustainable strategy to reduce point sources
- Key working processes (Examples)
- Farmers perception on the impact of various working processes on point sources
- Farmers perception on measures for improvements
- Needs to be done for a sustainable strategy (Conclusion)

## Entry routes of PPP into water – Point and diffuse sources

### **Point sources:** mainly related to inappropriate handling of PPP

- **Spillage of PPP concentrate or dilute spray**  
(during filling, transport, spraying, cleaning of spray equipment)
- **Management of residual spray solutions remaining in the sprayer after the spray operation (in field, on farm – remnant management)**
- **Poor field practice, (eg over-spraying ditches, wells)**

### **Diffuse Sources (not within scope of TOPPS today)**

- **Surface runoff, or leaching which may occur following approved practices, spray drift.**






















Undiluted



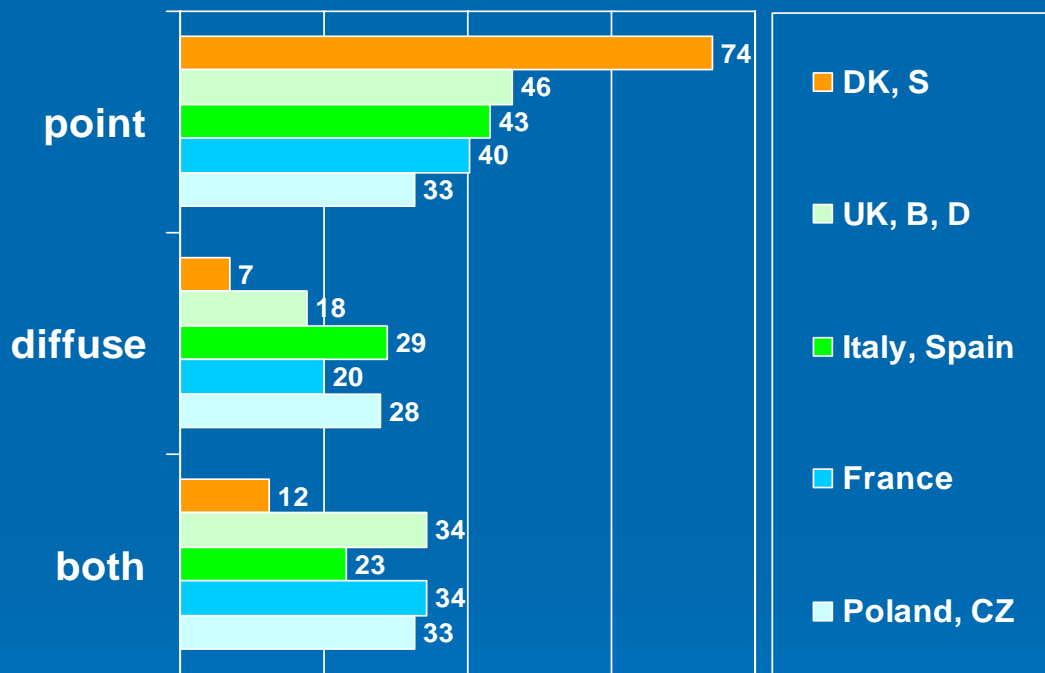


## Point sources a underestimated entry route of PPP into water!?

- Few studies available indicate point sources are the most important entry route of PPP into water, they contribute **MORE THAN 50%** to PPP pollution of water (40 to 95%)
- Point sources can be avoided by adopting the right strategy and focus



## Point sources are the most significant entry route of PPP into water as seen by stakeholders (Stakeholder survey)



### Most distinct views on point sources in the Nordic

Stakeholder profile:

Farmadvice 29%  
 Plantproduction 20%  
 Research 8%  
 Watermanagement 8%

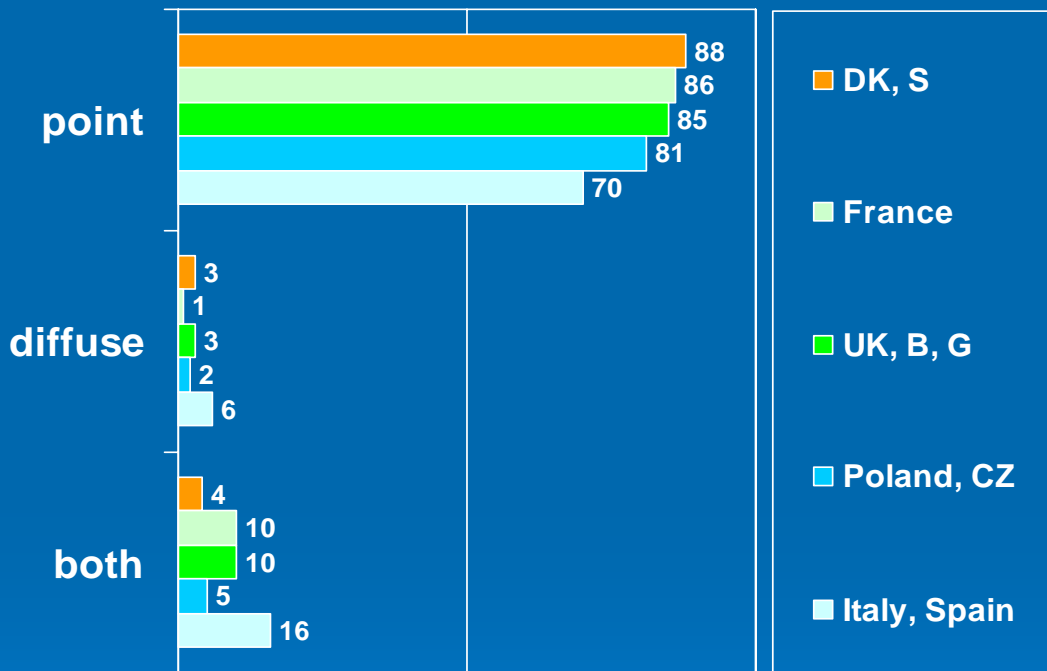
Majority has direct contact to farmers

Question: Which is the most important source of contamination of PPP to water?

Results - TOPPS European Stakeholder Survey June to October 2006

Country	France	UK	Italy	DK / S	Belgium	Spain	Poland	Germany
n	199	85	84	73	46	41	40	27

## Point sources can be easiest reduced according to stakeholders (Stakeholder survey)



Broad consensus to focus on point sources for quick wins

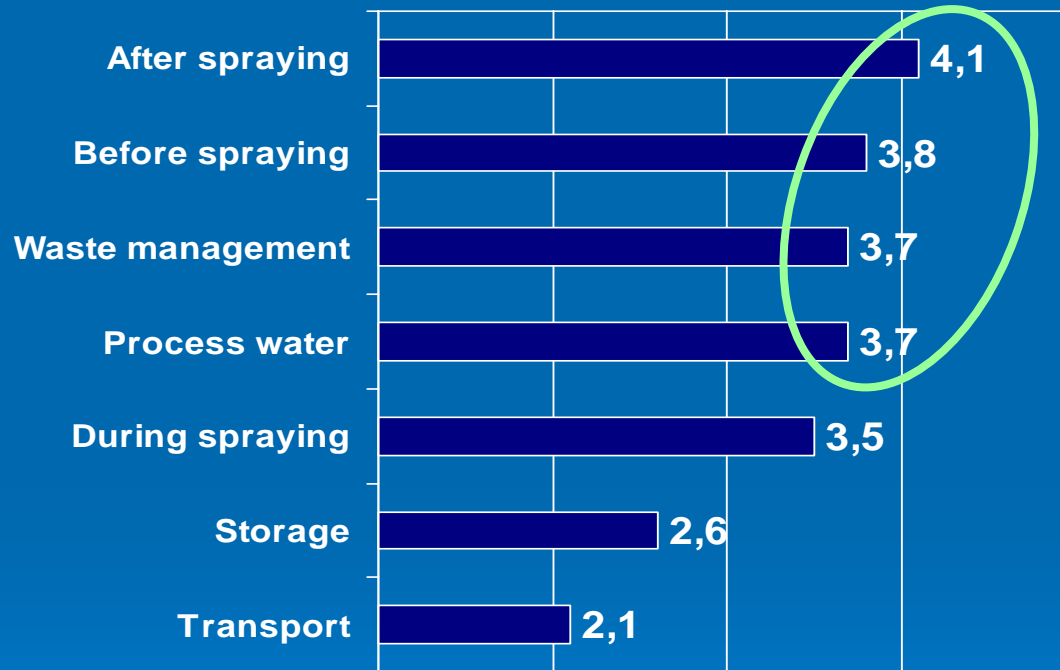
Question: Which source of water contamination could be reduced most easily?

Results - TOPPS European Stakeholder Survey June to October 2006

Country	France	UK	Italy	DK / S	Belgium	Spain	Poland	Germany
n	199	85	84	73	46	41	40	27



## Perception of stakeholders on key working processes to focus to reduce point sources - Results: TOPPS Stakeholder survey

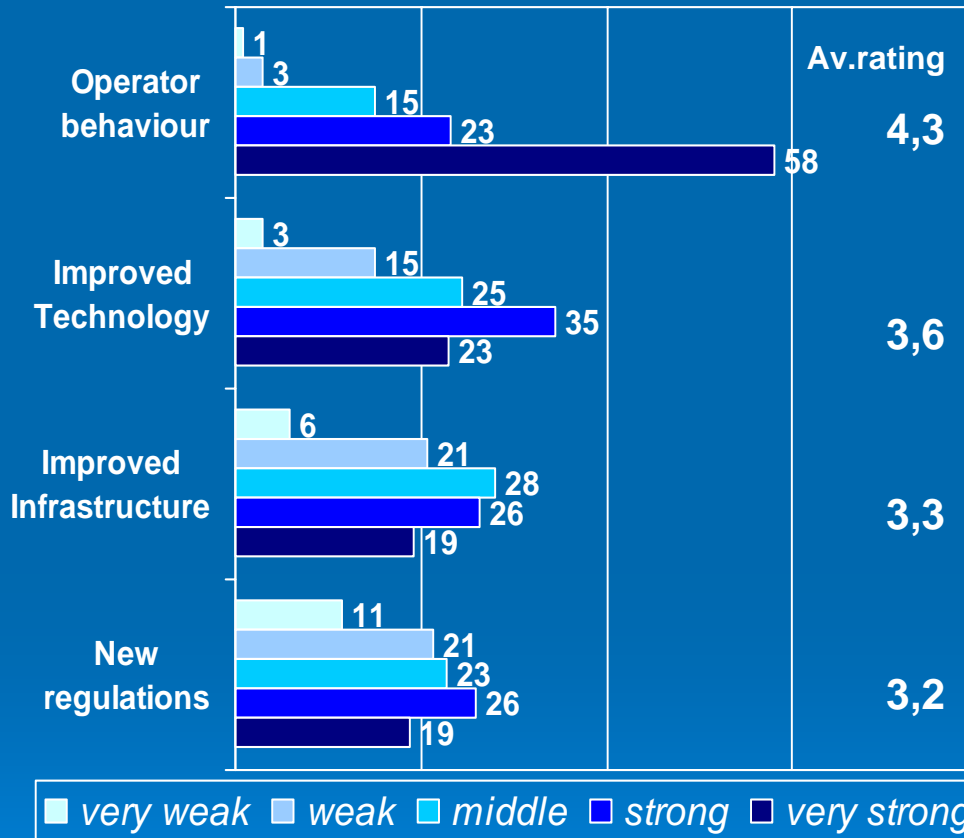


**After spraying,  
Before spraying and  
Remnant  
management  
are the most  
important processes  
to focus on**

\* East: Storage No 1

Question: Rate each of the listed processes according to the potential in reducing ppp point sources (Rate 5= very effective – 1 = not very effective (average across al regions n=570)

## Perception of stakeholders where changes could have biggest impact Stakeholder Survey



**Majority expects strongest impact from changing operators behaviour**

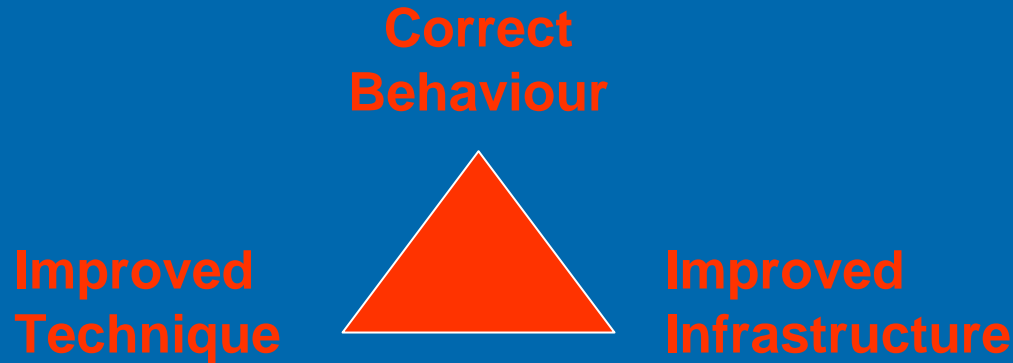
**Second most important impact expected from improved technology**

\* East: Improved technology No. 1

Question: Where do you expect the most impact on reducing water contamination from point sources?  
 ratings in % of respondents (very strong (5) to very weak (1))



# Strategy to reduce point sources must be built on



.....along working processes

Transport

Storage

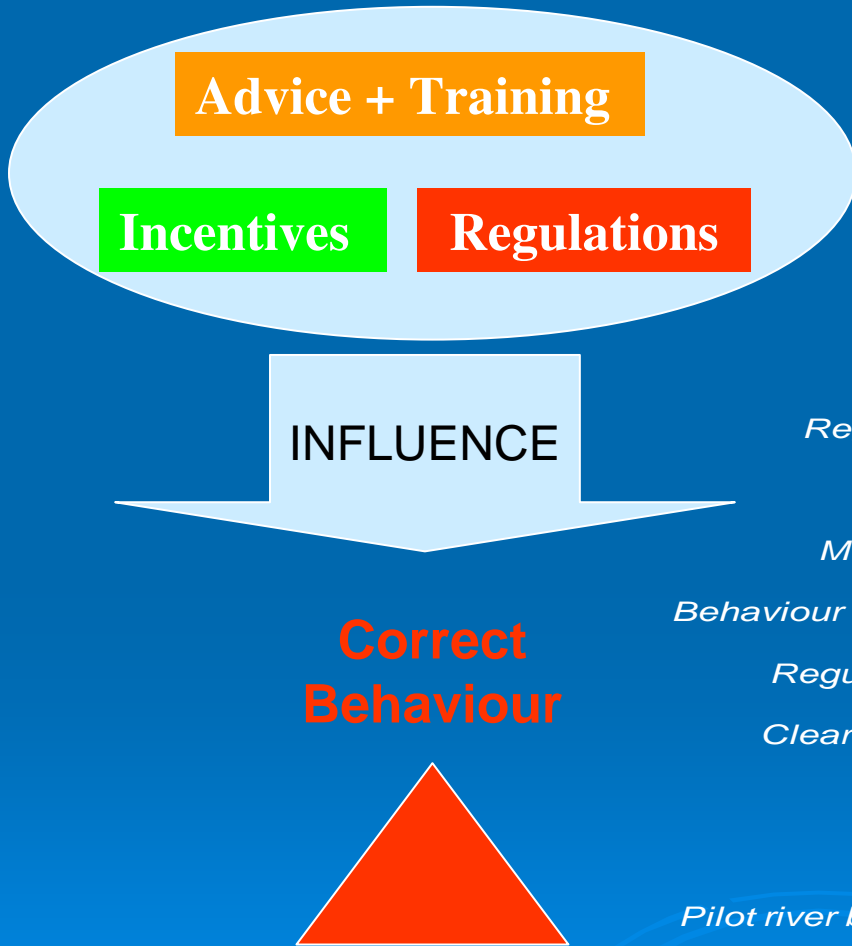
Before spraying

During spraying


After spraying

Remnant management

# Strategy to reduce point sources must be built on (1)



Top ten mentioned criteria able to influence operator behaviour  
(stakeholder survey (rating: 5 strong..1 weak effect))

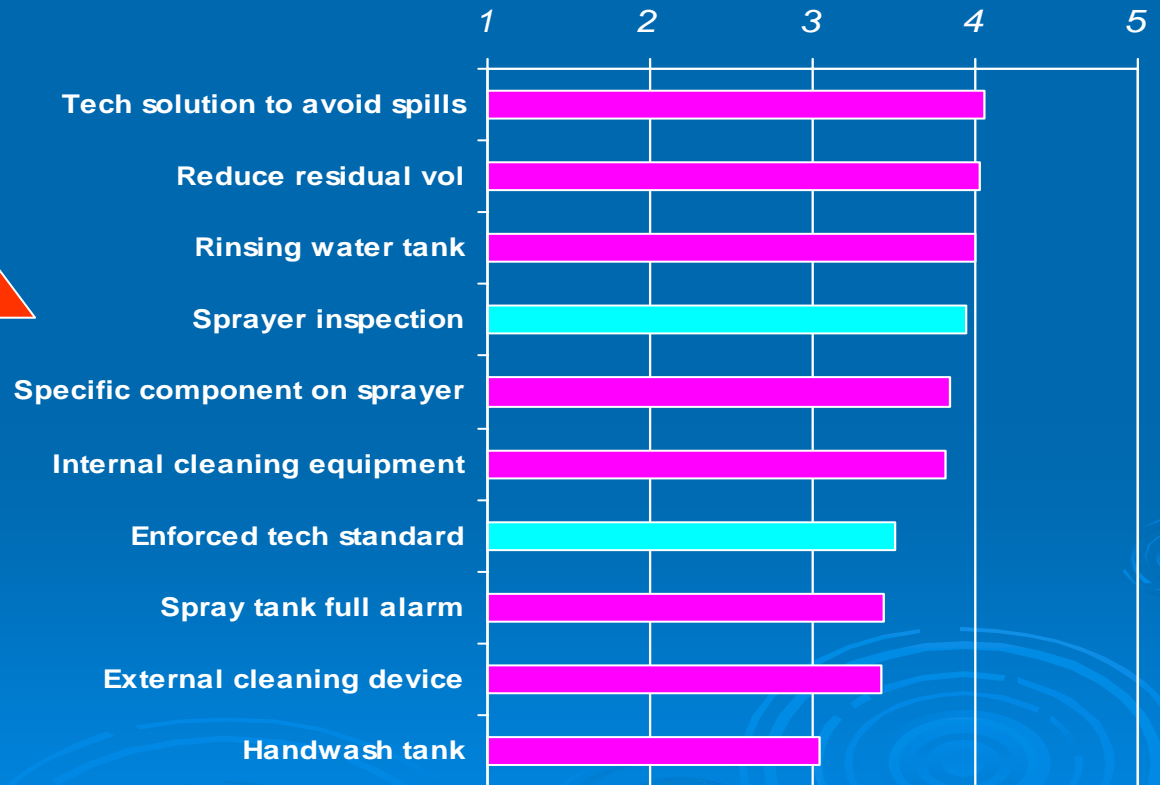





# Strategy to reduce point sources must be built on (2)


Top ten mentioned technical improvements to avoid point sources  
(stakeholder survey (rating: 5 strong..1 weak effect))

Improved  
Technique

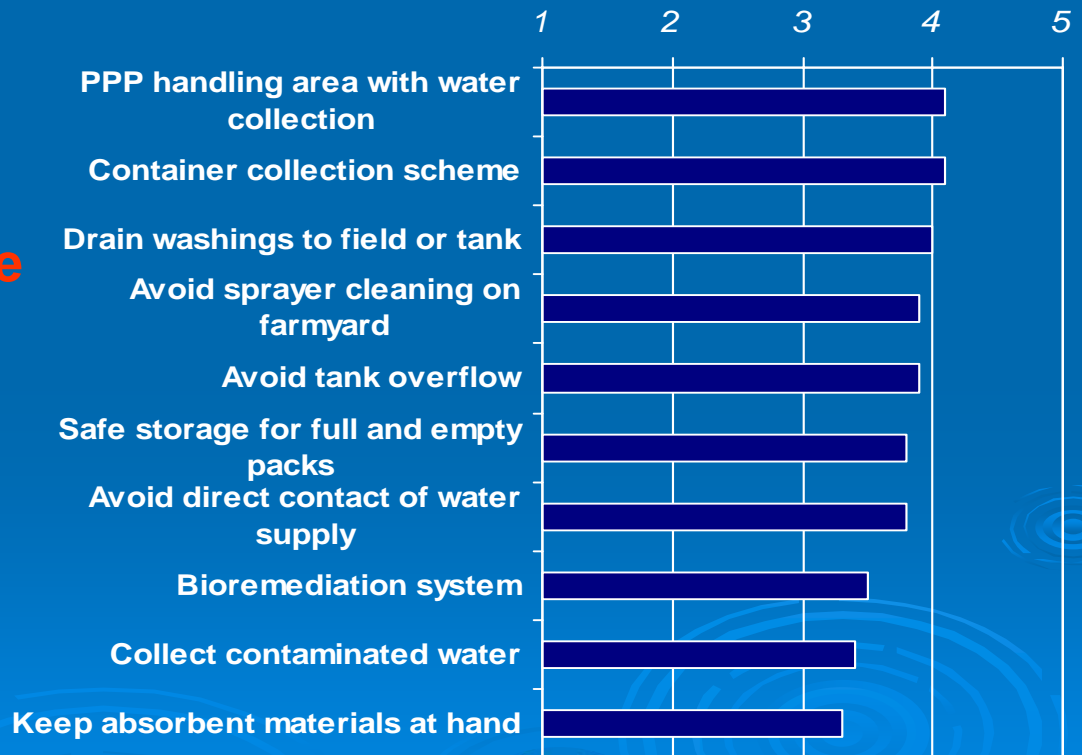


# Strategy to reduce point sources must be built on (3)

Top ten mentioned infrastructure improvements to avoid point sources  
(stakeholder survey (rating: 5 strong..1 weak effect))



**Improved Infrastructure**



# Working Process: Before spraying

## Avoid spills – handling of concentrated PPP (Filling process)

....how often do you spill your coffee?

....how often must a farmer deal with measuring and filling of PPP ?

### Variables

Number of sprayer fills	x	Number of applications	x	Number of products used
tank capacity water volume spray area		by crop		per application

- Handling area to collect spills
- Flow meter avoid backflow and tank overflow

Precautionary measures are absolutely necessary if filling on farm



# Working Process: After spraying

**Reduction of residual volumes of sprayers necessary and also technically possible (Cleaning process)**

Current technical standards for sprayers are not demanding enough and not yet enforced in EU

Fieldsprayers - Standard

Total residual volume in l (EN 12761-2)				
Tank		Boom		Total litres
Tank volume	0,5 %	length m	2l / m	
800	4	15	30	34
3000	15	21	42	57
4200	21	36	72	93

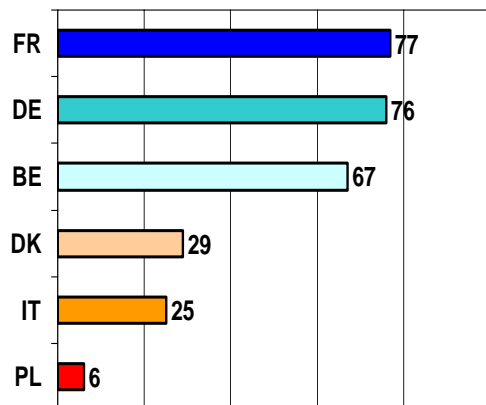
If the cleaning is not done properly these residual volumes may end up in the water

- Sprayers should be designed to optimized the residual volumes to the lowest possible level.
- It should be made a criteria to certify sprayers (level of regulation low today)

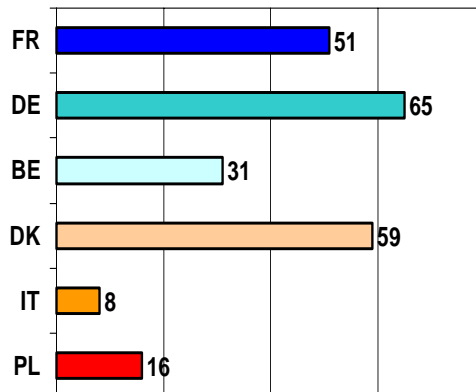
## Upgrading of of sprayers necessary to enable Best Management Practices (Cleaning process)

Farmer Surveys / audits: 6 pilot areas FR;BE;DE;DK;PL;IT (Aquasite\* , questionnaires)

Additional fresh water tank for cleaning and rinsing the sprayer



Cleaning device for inside cleaning



Farmer surveys - Catchments

- Rinse water tank  
Key requirement to clean sprayer in the field

- Best Management Practice

After spray operation bring no or only lowest possible amount of contaminated liquid back to the farm in the sprayer!!!

## On average farmers evaluate the risks for water contamination by working process similar to the stakeholders

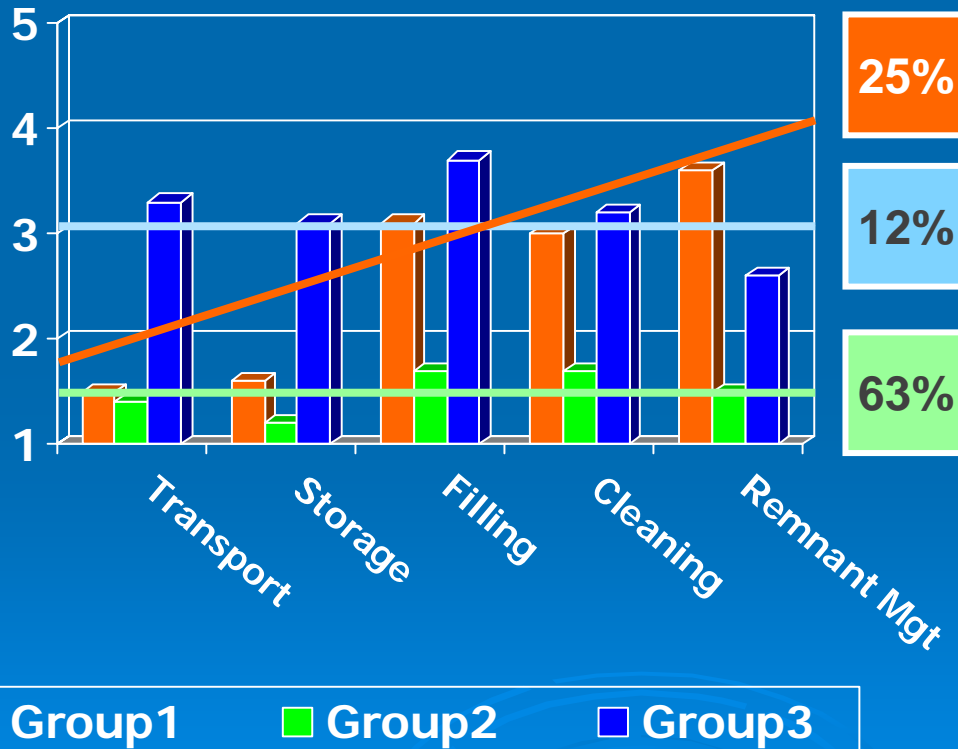
Rating of working processes on their impact for water contamination with PPP by farmers (Farmer surveys 2007)							
Ratings 5 = big impact... 1= low impact							
Country	FR	DK	DE	BE	PL	IT	Average
Process	Rating	Rating	Rating	Rating	Rating	Rating	Rating
Remnant management	2,17	3,73	2,72	3,06	3,75	3	3,07
Cleaning	2,19	3,49	2,96	3,14	3,44	2,65	2,98
Filling	2,31	3,9	2,84	2,61	3,29	2,54	2,92
Storage	1,51	3,03	1,93	1,25	2,31	2,16	2,03
Transport	1,63	2,76	2,05	1,25	2,28	2,09	2,01

**Remnant management , cleaning and filling are the processes which have the biggest impact on water pollution from PPP**



## Awareness on potential risks is not homogenous

(Example: French study similar pattern in other catchments – cluster analysis)



### Challenge !

How can we get awareness and information to those farmers, which are not reached by information and advice today ?

... any strategy to reduce point sources only works with the operators (Farmer surveys catchments)

## Agreement to top 4 statements by farmers

What should be done to prevent contamination of water with PPP ?							
Farmer agreement to listed propositions % (Farmer survey six catchments 2007)							
Country	FR	DK	DE	BE	PL	IT	Average
Farmers should be financially supported to invest in technique and infrastructure	91	18	71	87	91	96	76
Give more advice to farmers	79	60	61	73	71	96	73
Farmers should attend regular trainings	66	38	63	23	81	79	58
Only farmers with special licence allowed to spray *	18	65	69	11	77	83	54

\* Ideas on what a licence means may be very variable

# Needs to be done for a sustainable strategy (1)

Technique and Infrastructure are enablers to comply with the BMPs and to mitigate the risks of PPP water pollution

- Upgrade **technique** (key requirements)

Devices to support avoidance of spills (Induction bowl, container cleaning)

Devices to support best cleaning (Rinse water tank, internal/outside cleaning)  
Design sprayers with lowest possible residual spray volume

**Key performance criteria should be regulated and need enforcement**

- Upgrade **infrastructure** (precautionary measures)

Filling and cleaning on farm must have precautionary measures to collect any spills

Storage and transport managed with precautions (BMPs)

If remnants management necessary f.e biobed / biofilter could be an option

**IMPORTANT: CONSISTENT ACROSS WORKING PROCESSES**



## Needs to be done for a sustainable strategy (2)

Key is **correct behaviour** to comply with Best Management Practices

- **Create awareness**  
 Occupy mind space for water protection from advisers and operators
- **Provide information, training and advice regularly to advisers and operators**  
 BMPs offer a consistent frame across the working processes
- **Provide incentives for operators**
- **Challenge! access to operators**  
 All operators need to be informed and advised regularly  
 (It seems that current advice concepts are not reaching all)
- **Sustainable strategy only will work with the operators**

## TOPPS-Partners

European  
Crop Protection  
Association  
(ECPA)



6, E. Van Nieuwenhuyselaan  
1160 Brussels, Belgium  
[www.ecpa.be](http://www.ecpa.be)

Harper Adams  
University  
College



Egmond  
TF108NB Newport, Shropshire  
United Kingdom  
[www.harper-adams.ac.uk](http://www.harper-adams.ac.uk)

PC fruit



Fruittuinweg1  
3800 Sint Truiden  
Belgium  
[www.pcfruit.be](http://www.pcfruit.be)

Research Inst.  
of Pomology  
and Floriculture



Pomologiczna 18  
Skierniewice  
Poland  
[www.insad.pl](http://www.insad.pl)

Danish  
Agricultural  
Advisory Service,  
National Centre  
DAAS



Udkaersvej 15  
Aarhus N, Denmark  
[www.landscentret.dk](http://www.landscentret.dk)

Institute for Land  
Reclamation and  
Grassland Farming  
IMUZ



Falenty-Aleja Hrabka 3  
Raszyn  
[www.imuz.edu.pl](http://www.imuz.edu.pl)

Università di Torino –  
Dipartimento di Economia e  
Ingegneria Agraria Forestale  
e Ambientale  
DEIAFA



Via Leonardo da Vinci 44  
10095 Grugliasco (TO), Italy  
[www.agraria.unito.it](http://www.agraria.unito.it)

Universitat  
Politécnica  
de Catalunya – Consorci  
Escola Industrial de Barcelona  
CEIB



08036 Barcelona  
Spain  
[www.esab.upc.es](http://www.esab.upc.es)

Provinciaal  
Onderzoeks-  
en Voorlichtingscentrum  
voor Land- en Tuinbouw POVLT



Iesperweg 87  
8800 Rumbek  
Belgium  
[www.povlt.be](http://www.povlt.be)

Centre National du Machinisme  
Agricole, du Génie Rural,  
des Eaux et des Forêts  
CEMAGREF



361, Rue Jean François Breton  
Montpellier CEDEX  
France  
[www.cemagref.fr](http://www.cemagref.fr)

**+ 9 sub -  
contractors**

Arvalis –  
Institut  
du Végétal



Station d'expérimentation  
91720 Boigneville  
France  
[www.arvalis.institutduvegetal.fr](http://www.arvalis.institutduvegetal.fr)

Landwirtschafts-  
kammer  
Nordrhein-Westfalen



Nevinghoff 40  
48147 Münster  
Germany  
[www.lk-wl.de](http://www.lk-wl.de)



**Thanks for your attention**

**Follow the TOPPS project on our website**

**[www. TOPPS-life.org](http://www.TOPPS-life.org)**

**See the**

**BMPs**

**Presentations / Documents / Leaflets**

**Training materials**

**Picture gallery**